

T **ORESCA**

FASTENERS



INDEX

NUTS

| | |
|--------------------------|----------------|
| Conical Nut | Pag. 02 |
| Deluxe Chrome Nut | Pag. 07 |
| Bell Nut | Pag. 11 |
| Castle Nut | Pag. 15 |
| Artillery Nut | Pag. 15 |
| High Spring Nut | Pag. 16 |
| Arrow Cone | Pag. 17 |

BIRLOS

| | |
|-----------------------------------|----------------|
| General Motors / Chevrolet | Pag. 18 |
| Chrysler | Pag. 26 |
| Ford | Pag. 30 |
| Vam | Pag. 39 |
| Nissan | Pag. 40 |
| Volkswagen | Pag. 43 |
| Renault | Pag. 45 |
| Honda | Pag. 46 |
| Toyota | Pag. 47 |
| Mitsubishi / Mazda | Pag. 50 |
| Special Production | Pag. 51 |
| Birlo Arrow | Pag. 52 |
| Birlo Artillery | Pag. 60 |
| Heavy | Pag. 63 |
| Agricultural | Pag. 70 |
| Sets | Pag. 71 |




CONICAL NUT



10 - R


**Application
Chevrolet**



| Thread | Hexagon | Height |
|------------|---------|--------|
| 7/16 - 20" | 3/4" | 9/16" |

11 - L


**Application
Chevrolet**



| Thread | Hexagon | Height |
|------------|---------|--------|
| 7/16 - 20" | 3/4" | 9/16" |

14 - R

**Application
Ford and GM**




| Thread | Hexagon | Height |
|-----------|---------|--------|
| 1/2 - 20" | 13/16" | 5/8" |

CONICAL NUT



16 - R

Application
Agricultural
Tractors



| Thread | Hexagon | Height |
|-----------|-----------|--------|
| 1/2 - 20" | 1 - 1/16" | 5/8" |

18A - R


Application
Chevrolet
Double Rolled



| Thread | Hexagon | Height |
|------------|---------|--------|
| 9/16 - 18" | 7/8" | 21/32" |

21 - R

Application
Ford
Double Rolled




| Thread | Hexagon | Height |
|------------|-----------|--------|
| 9/16 - 18" | 1 - 1/16" | 21/32" |

CONICAL NUT



Application
Ford
Double Rolled

22 - L



| Thread | Hexagon | Height |
|------------|-----------|--------|
| 9/16 - 18" | 1 - 1/16" | 21/32" |

Application
Ford
Double Rolled


27 - R



| Thread | Hexagon | Height |
|-----------|-----------|--------|
| 5/8 - 18" | 1 - 1/16" | 21/32" |

Application
Tractors

30 - R




| Thread | Hexagon | Height |
|-----------|-----------|--------|
| 5/8 - 18" | 1 - 1/16" | 7/8" |

CONICAL NUT




32 - R



**Application
Ford
Double
Forward**

| Thread | Hexagon | Height |
|-----------|----------|--------|
| 3/4 - 16" | 1 - 1/2" | 7/8" |


33 - L



**Application
Ford
Double
Forward**

| Thread | Hexagon | Height |
|-----------|----------|--------|
| 3/4 - 16" | 1 - 1/2" | 7/8" |

40 - R



**Application
New GM
Code K**


| Thread | Hexagon | Height |
|-----------|---------|--------|
| 12 - 1.50 | 3/4" | 9/16" |

CONICAL NUT



41E - R


**Application
Nissan**



| Thread | Hexagon | Height |
|-----------|---------|---------|
| 12 - 1.50 | 13/16" | 20.6 mm |

41 - R

**Application
Datsun**



| Thread | Hexagon | Height |
|-----------|---------|--------|
| 12 - 1.25 | 13/16" | 5/8" |

44 - R

**Application
Suburban and
Cheyenne**




| Thread | Hexagon | Height |
|-----------|---------|---------|
| 14 - 1.50 | 22 mm | 28.5 mm |

DELUXE CHROME NUT



124 - R

**Application
Steel Ring**



| Thread | Hexagon | Height |
|------------|---------|----------|
| 7/16 - 20" | 13/16" | 1 - 1/2" |

125 - R

**Application
Steel Ring**



| Thread | Hexagon | Height |
|-----------|---------|----------|
| 1/2 - 20" | 13/16" | 1 - 1/2" |

121 - R

**Application
Steel Ring**



| Thread | Hexagon | Height |
|-----------|---------|--------|
| 12 - 1.50 | 20.6 mm | 38 mm |

DELUXE CHROME NUT



120 - R

Application
Steel Ring

Thread
12 - 1.25



Hexagon
20.6 mm

Height
38 mm

| Thread | Hexagon | Height |
|-----------|---------|--------|
| 12 - 1.25 | 20.6 mm | 38 mm |

120A - R

Application
Steel Ring
Cheyenne
93 - 99

Thread
14 - 1.50



Hexagon
20.6 mm

Height
38 mm

| Thread | Hexagon | Height |
|-----------|---------|--------|
| 14 - 1.50 | 20.6 mm | 38 mm |

181 - M

Application
Honda Accord

Thread
12 - 1.50



Hexagon
19 mm

Height
34 mm

| Thread | Hexagon | Height |
|-----------|---------|--------|
| 12 - 1.50 | 19 mm | 34 mm |

DELUXE CHROME NUT



192 - R


**Application
Chrome
Type K**



| Thread | Hexagon | Height |
|-----------|---------|---------|
| 12 - 1.25 | 19 mm | 35.5 mm |

122 - R


**Application
Magnesium
Ring**



| Thread | Hexagon | Height |
|------------|---------|----------|
| 7/16 - 20" | 13/16" | 1 - 1/2" |

123 - R

**Application
Magnesium
Ring**




| Thread | Hexagon | Height |
|-----------|---------|----------|
| 1/2 - 20" | 13/16" | 1 - 1/2" |

DELUXE CHROME NUT



123B - R


Application
Magnesium
Ring



| Thread | Hexagon | Height |
|-----------|---------|--------|
| 12 - 1.50 | 13/16" | 39 mm |

123A - R


Application
Magnesium
Ring



| Thread | Hexagon | Height |
|-----------|---------|--------|
| 12 - 1.25 | 13/16" | 38 mm |

173A - R

Application
Chevrolet, VW,
Combi,
Suburnban,
Cheyenne




| Thread | Hexagon | Height |
|-----------|---------|---------|
| 14 - 1.50 | 13/16" | 36.5 mm |

BELL NUT




142 - R



**Application
Floating
F - 350**

| Thread | Hexagon | Height |
|------------|---------|-----------|
| 9/16 - 18" | 7/8" | 1 - 1/16" |


149 - R



**Application
Floating
Dodge Ram**

| Thread | Hexagon | Height |
|------------|---------|-----------|
| 9/16 - 18" | 15/16" | 1 - 1/32" |

29A - R



**Application
Floating, GM
Double Rolled**

| Thread | Hexagon | Height |
|-----------|----------|-----------|
| 5/8 - 18" | 1 - 1/8" | 1 - 1/16" |

BELL NUT



151 - R

Hexagon
19 mm

Thread
12 - 1.75



Height
22 mm

Application
Ford Lobo
F - 350

Thread

Hexagon

Height

12 - 1.75

19 mm

22 mm

152 - R

Hexagon
13/16"

Thread
14 - 2.00



Height
25 mm

Application
Ford
Super Duty

Thread

Hexagon

Height

14 - 2.00

13/16"

25 mm

72 - R

Hexagon
19 mm

Thread
14 - 1.50



Height
27 mm

Application
Ford Triton
F- 350, 450,
550, 650

Thread

Hexagon

Height

14 - 1.50


19 mm

27 mm

BELL NUT




71 - R



| Thread | Hexagon | Height |
|-----------|---------|--------|
| 14 - 1.50 | 22 mm | 34 mm |

Application
GM 02 - 03,
3 ton.
External
Rope


74 - R



| Thread | Hexagon | Height |
|-----------|---------|--------|
| 18 - 1.50 | 29 mm | 28 mm |

Application
Floating, Dina,
Mercedes

143 - R



| Thread | Hexagon | Height |
|-----------|---------|--------|
| 22 - 1.50 | 33 mm | 27 mm |

Application
Floating Rim
Steel

BELL NUT

140 - R

Hexagon
38 mm

Thread
22 - 1.50

Height
34 mm



**Application
Floating Rim
Steel**

| Thread | Hexagon | Height |
|-----------|---------|--------|
| 22 - 1.50 | 38 mm | 34 mm |


TORESCA
FASTENERS

TORESCA

CASTLE / ARTILLERY



Application Castle



| Code | Thread | Hexagon | Height |
|---------|-------------|---------|--------|
| 55 - R | 7/16 - 20" | 11/16" | 3/8" |
| 56 - R | 1/2 - 20" | 3/4" | 7/16" |
| 57 - R | 9/16 - 18" | 7/8" | 1/2" |
| 58 - R | 5/8 - 18" | 15/16" | 9/16" |
| 59 - R | 3/4 - 16" | 1-1/8" | 5/8" |
| 60 - R | 7/8 - 14" | 1-1/4" | 3/4" |
| 61 - R | 1 - 14" | 1-1/2" | 7/8" |
| 62A - R | 1-1/4 - 12" | 1-3/4" | 1" |
| 62 - R | 1-1/8 - 12" | 1-5/8" | 15/16" |
| 63 - R | 1-1/2 - 12" | 2-1/4" | 1-1/4" |

Application Artillery




| Code | Thread | Hexagon | Height |
|--------|-----------|---------|--------|
| 26 - R | 5/8 - 11" | 1-1/32" | 5/8" |
| 34 - R | 3/4 - 10" | 1-1/4" | 3/4" |

HIGH OF SPRING



Application
High of Spring



| Code | Thread | Hexagon | Height |
|---------|-------------|---------|----------|
| 47A - R | 3/8 - 24" | 9/16" | 1/2" |
| 47 - R | 7/16 - 20" | 11/16" | 9/16" |
| 48 - R | 1/2 - 20" | 3/4" | 11/16" |
| 49 - R | 9/16 - 18" | 7/8" | 3/4" |
| 50 - R | 5/8 - 18" | 15/16" | 25/32" |
| 51 - R | 3/4 - 16" | 1-1/8" | 1" |
| 52 - R | 7/8 - 14" | 1-1/4" | 1-1/8" |
| 53A - R | 1-1/8 - 12" | 1-5/8" | 1-3/8" |
| 53B - R | 1-1/4 - 12" | 1-3/4" | 1-1/2" |
| 53 - R | 1 - 14" | 1-1/2" | 1-15/16" |

ARROW CONE



Arrow cone




| Code | Thread | Hexagon | Height |
|------|--------|---------|--------|
| 144M | 7/16" | N/A | 11/32" |
| 145M | 1/2" | N/A | 15/32" |
| 146M | 9/16" | N/A | 15/32" |
| 147M | 5/8" | N/A | 17/32" |
| 148M | 3/4" | N/A | 17/32" |




1028 - R

Truck
Year: 46/67
Model: C-30, 1
ton. (Simple
Rolled) Brida
7/8 Rear.




1029 - R

Truck
Year: 66/70
Model: C-30, 1
ton. (Simple
Rolled) Brida
5/8 all 4
wheels.

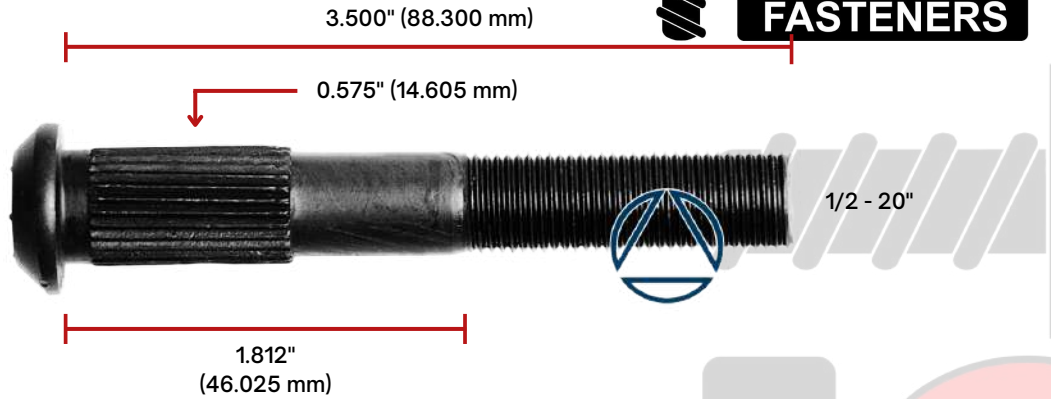


1035A - R

Truck
Year: 65/70
Model: C-30, C-
35, 1 ton. Rear.

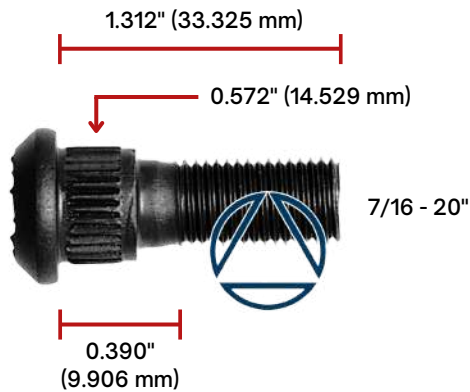


1053B - R



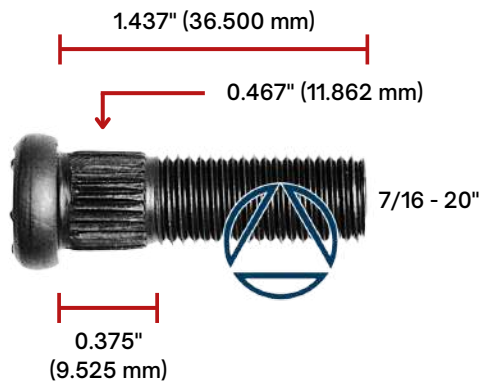
Truck
Year: 65/70
Model: C-30,
C-35, 1 ton.
Rear.

1061 - R



Automobile /
Truck Year:
55/61 Model:
C-10 1/2 ton.
Caprice USA
Rear.

1065 - R

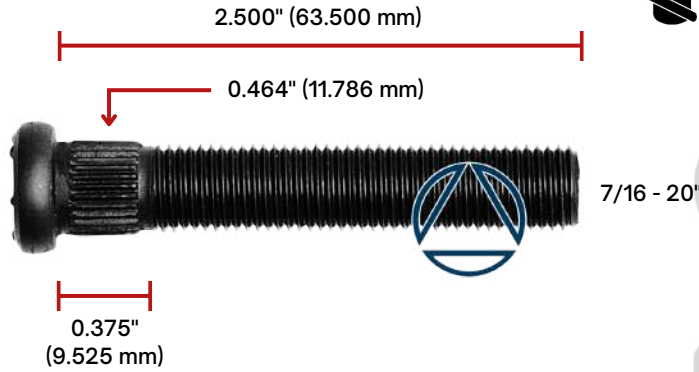


Automobile
Year: 60/81
Model:
Barracuda,
Duster, Valiant
(USA), Volare,
Grand Prix,
Century,
Front / Rear.




1065A - R

**Special
Production.**




1098 - R

**Truck
Year: 71/92
Model: C-30
National, 1
ton. (Double
Rolled) Front.**




1099A - R

**Truck
Year: 71/96
Model:
Minibus
Chevrolet
(Double Rolled)
Front.**



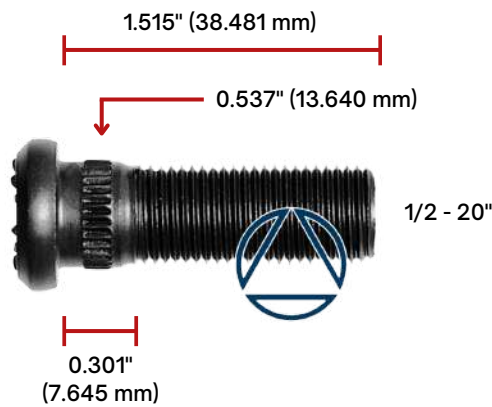


1105 - R



**Truck /
Automobile
Year 71/98
Model:
C-10, Impala,
Caprice
National 1/2
ton. Front.**

1120 - R



**Truck
Year: 90/98
Model:
Suburban All 4
Wheels.**

1157 - R




**Automobile
Year: 82/01
Model:
Citation,
Celebrey,
Cavalier,
Cutlass All 4
Wheels.**




1157A - R

**Model:
Cavalier,
Century,
Malibu.**




1158 - R

**Truck Year:
91/98 Minibus
Axis USA Rear.**



1158A - R

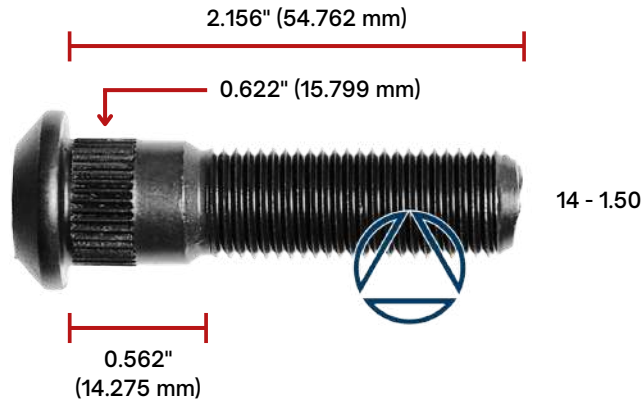
**Model:
Minibus Axis
USA.**






1159 - R

Truck Year:
92/98 Model:
Cheyenne,
Pick Up Rear.




1160 - R

Truck Year
90/98 Model:
Cheyenne
Front.

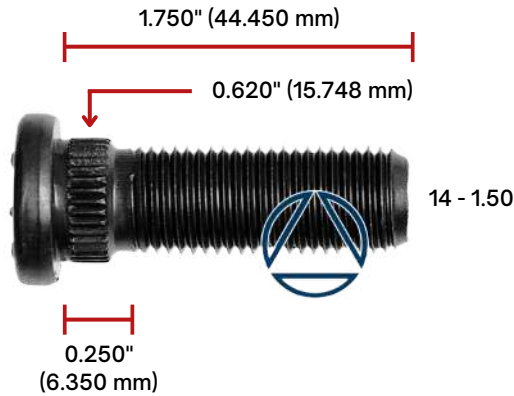


1161 - R

Truck Year:
92/98 Model:
Minibus
National Axis
Rear.




1162 - R



Truck Year:
92/98 Model:
Cheyenne,
Suburban
Rear.

1163 - R



Automobile
Year: 94/04
Mod: Chevy,
Swing, Monza,
Astra, Corsa,
Zafira, Mini
Cooper 2004
All 4 Wheels.

1187 - R




Automobile
Year 82/97
Model:
Chevrolet,
GMC, Buick,
Pontiac, Isuzu
Front / Rear.




**Chevrolet
Optra.**

1192 - R




1195 - R



**Cam. Chevrolet,
72-82, Isuzu
81-99, BMW
70-76.**


1202 - R



**Automobile
Year: 82/97
Model:
Chevrolet,
GMC, Buick,
Pontiac, Isuzu
Front / Rear.**



2063 - R




Automobile
Year 65/72
Model: Valiat,
Duster, Volare,
Dart Front.

2068 - R



Automobile
Year 65/82
Model: Dodge,
Valiat, Dart, Le
Baron Rear.


2080 - R



Truck
Year 69/92
Model: D-300,
P-300 Front.




2112 - R




Truck
Year: 72/98
Model: D-300,
P-300 1 ton.
Rear.

2115 - R



Automobile
Year 73/81
Model: Valiat,
Duster,
Volare, Dart
Front.


2155 - R



Automobile
Year 82/88
Model:
Lebaron, New
Yorker, Line K,
Phantom
Front.




2156 - R



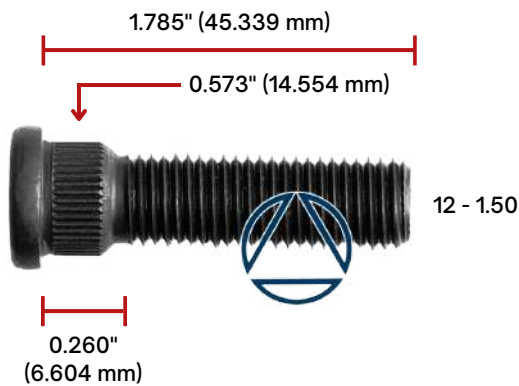
Automobile
Year 95/98
Model: Neon,
Spirit, Voyager
Rear.

2157 - R



Automobile
Year 89/98
Model:
Lebaron, New
Yorker,
Shadow Front.

2158 - R

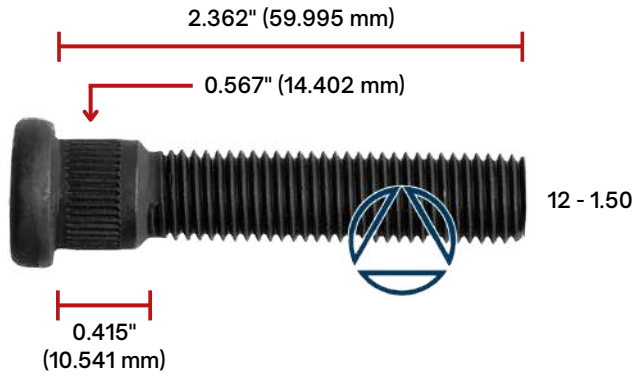


Automobile
Year 00/94
Model: Atos,
Verna Front.



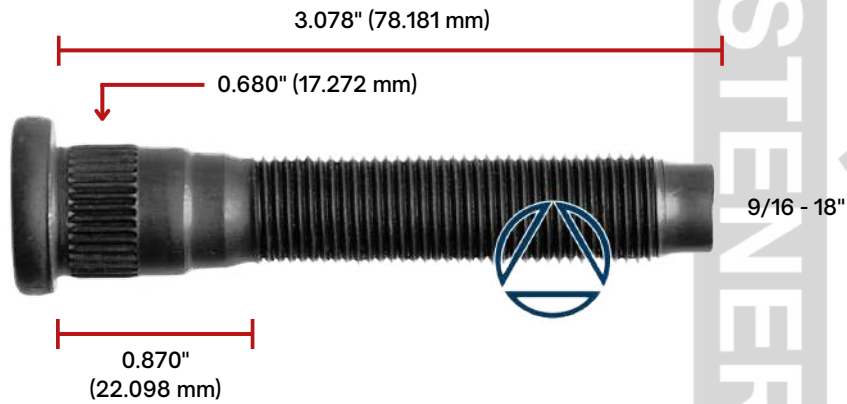
**Special
Production
Chrysler.**

2158A - R



**Truck
Year: 00/05
Model: Ram
350-450
Rear.**

2162 - R



**Model:
Attitude, All
The Models,
Front / Rear.**


2185 - R





3013 - R 3014 - L

**Truck
Year: 38/47
Model: All
Front.**




3015 - R 3016 - L

**Truck Year
53/63 Model:
F-500, F-600.**



3019 - R 3020 - L

**Truck Year
35/62 Model:
All 1 ton. F-4, F-
5, F-6
Front / Rear.**





3035 - R



Truck
Year 53/64
Model: F-350
(Double Rolled)
USA Rear.

3037 - R



Truck
Year 67/98
Model: F-350
(Double Rolled) Rear.


3037C - R



Truck
Double Rolled,
C-350, 400
R. Rear.




3037E - R




Truck
Year 67/96
Model: Ford C-
350, 400 USA
(Double Rolled)
Rear.

3039 - R



Truck
Year 63/94
Model: F-600,
F-700,
F-800 Front.


3058 - R



Cam. 39/83
Pick Up
F-100/150 1/2
ton. Liberty,
Falcon,
Maverick,
Mustang
Front/ Rear.




3058E - R



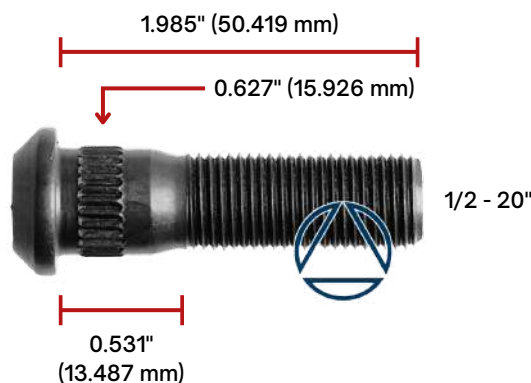
**Cam. Year
39/83 Pick Up
F-100/150 1/2
ton. Liberty,
Falcon,
Maverick,
Mustang
Front / Rear.**

3121 - R



**Automobile
Year 69/73
Model:
Mustang II
Front.**

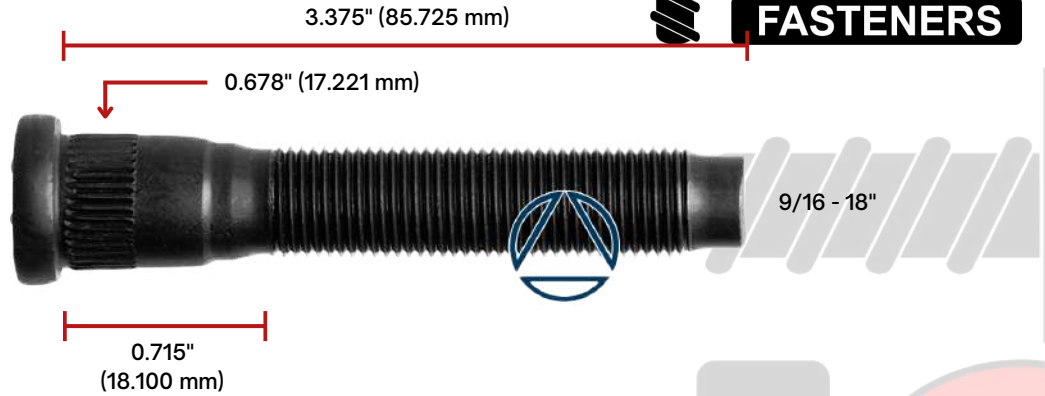
3124 - R



**Truck
Year 79/98
Model: F-350
Front.**


3127 - R

Truck
Year 91/98
Model:
Minibus Rear.



3131 - R

Automobile
Year 74/83
Model:
Mustang II,
Fairmont
Front.




3132 - R

Automobile
Year 76/94
Model: Escort
Mustang USA
Front.



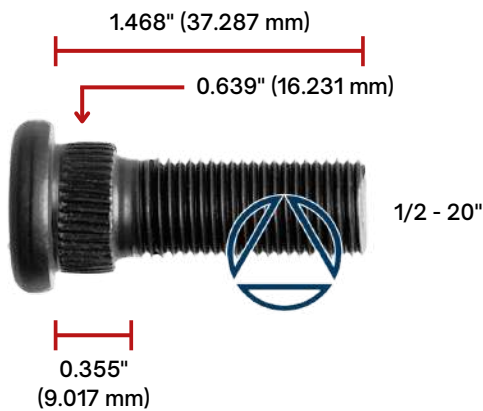


3161 - R



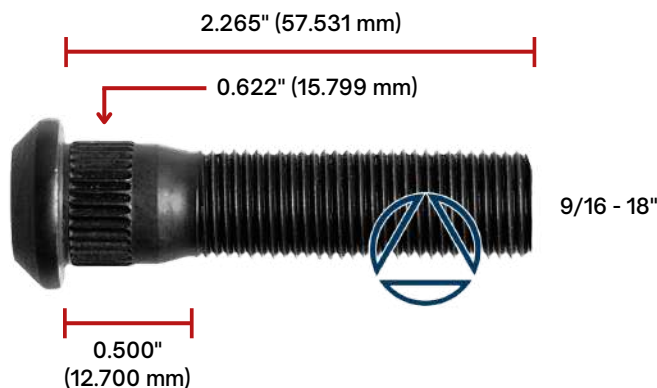
Automobile
Year 73/89
Model: Grand
Marquis, LTD,
Maverick
Front.

3162 - R




Automobile
Year: 61/89
Model: LTD,
F-100, F-150,
Maverick,
Mustang
Front.

3168 - R



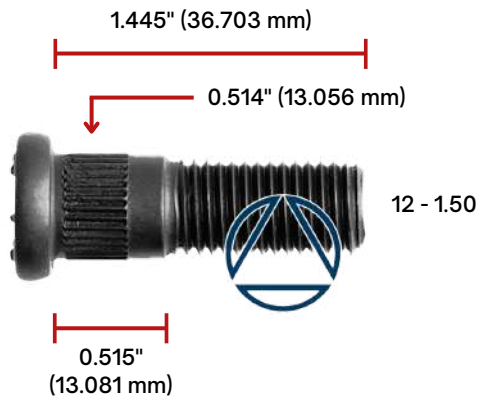
Truck Year
91/98 Model:
Minibus Rear.

3171 - R



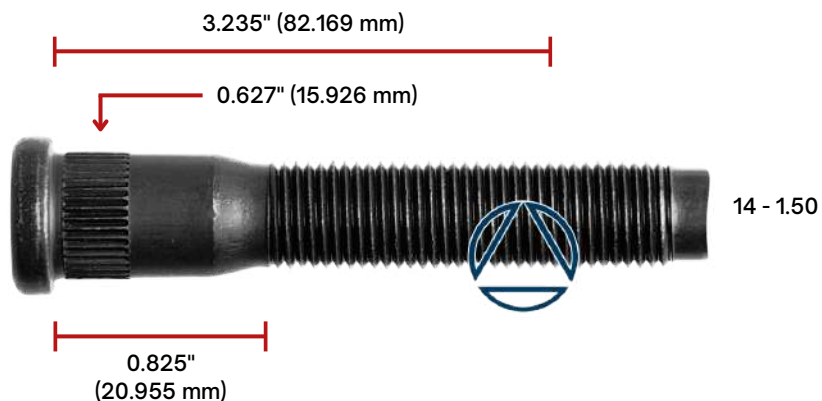
Automobile
Year 96/01
Model: Pick
Up, Ford Lobo,
Expedition
Rear.

3174 - R



Automobile
Year 98/04
Model: Ford
Ikon, Fiesta,
Focus,
Ecosport,
Courir, Rear.


3192 - R



Truck Year
03/05 Model:
Triton F-350,
450, 550 and
650 Rear.

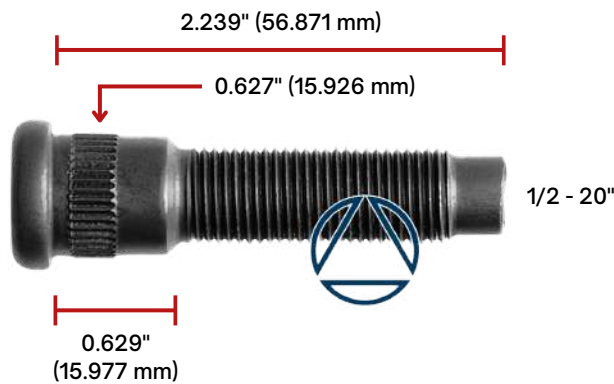


3195 - R




**Cougar,
Fairmont,
Maveick,
Mustang,
Pether 78/91,
Explorer,
Ranger Ford
94-03, R. Front.**

3197 - R



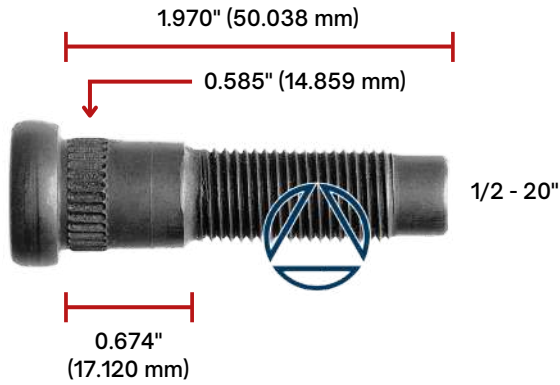
**Truck
Model: F-100,
F-150 Ford
Front.**

3198 - R




**Truck
Model: Bronco
Explorer Front.**

3199 - R



**Ford Crown
Victoria,
Aerostar 86-89.**


3203 - R



**Truck
Year 91/97
Model: Mazda
Luv 2.2 76/93,
Ford 89/92
Rear.**

TORESCA
FASTENERS

4054 - R



Vam Year
45/82 Model:
American,
Jeep, Classic,
Javelin Front.






4158 - R



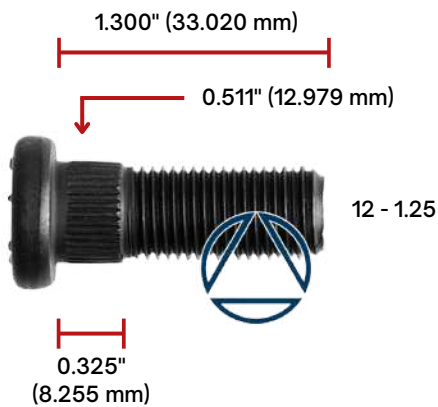
**Nissan Year
62/98 Pick Up,
Ichi Van,
Maxima, Tsuru
II, Urban
Front /Rear.**

4158E - R



**Nissan Year
78/96 Mod:
Nissan Pick
Up, Maxima,
Ichivan
Front / Rear.**


4161 - R



**Nissan Year
84/92 Model:
Tsuru I, II
Front.**




4162 - R



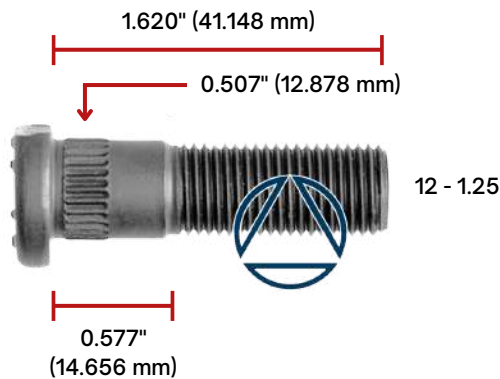
Nissan Year
92/99 Tsuru,
Sentra, Lucino,
Murano,
Urvan, Titan
Front.

4162A - R



Tsuru, Sentra,
Lucino, Altima
92/14.

4167 - R



Special
Production
Nissan, Mazda
1986-93.

4170 - R




Short Plate.



4172 - R

**Maxima,
Truck Pick Up
Nissan.**




FASTENERS


TORESCA




4202 - R



4203 - R



4204 - R




Volkswagen
Year 79/84,
Pointer, Derby,
Caribe,
Atlantic, Golf,
Jetta
Front / Rear.

Volkswagen
Year 63/73
Model: Sedan
Front / Rear.

Volkswagen
Year 74/98
Model: Sedan
Front / Rear.

4209 - R

Volkswagen
Year 82/88
Model: Corsa
Front / Rear.



4217 - R

Special
Production.
FIAT Palio, 04-
06, R. Front.



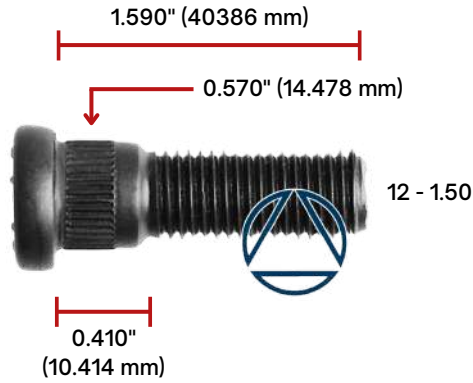
4218 - R

Special
Production.
Volkswagen.



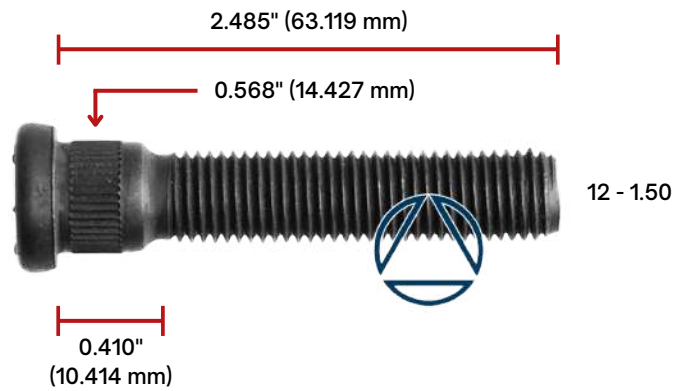
4225 - R

**Renault Year
84/87 Model:
Alliance,
Encore
Front / Rear.**



4225E - R

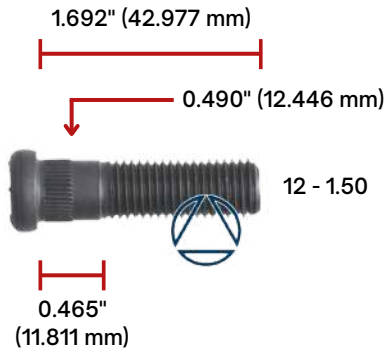
**Alliance,
Encore.**





4500 - R

Year 98/04
Model: Honda
Accord
Front / Rear.




4501 - R

Year 86/97
Model: Honda
Front / Rear.



4503 - R


Civic Accord
Wheel
Front / Rear.






4602 - R

**Year 84/85
Model: Toyota
Pick Up 4WD
Front.**



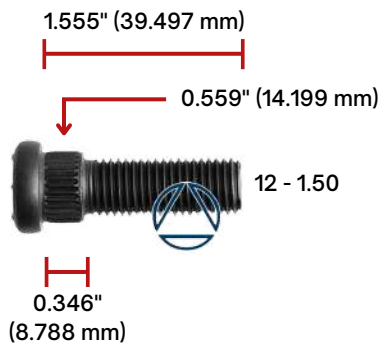
4602A - R

**Toyota
Front / Rear.**



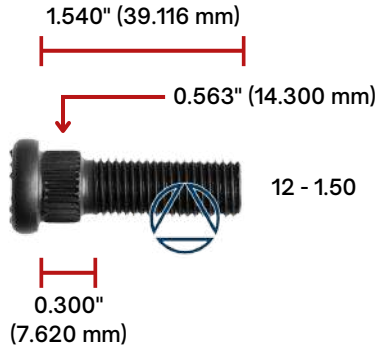
4606 - R

**Year 85/87
Chevrolet,
Geo, Lexus
90-97
Front / Rear.**



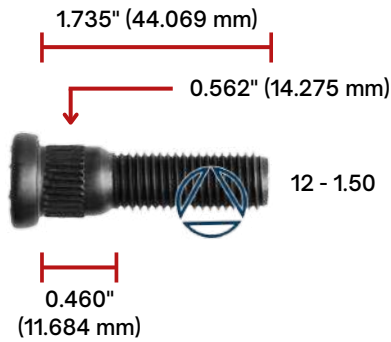
4608 - R

**Year 73/97,
Toyota,
Chevrolet,
Geo, Lexus
Front / Rear.**




4609 - R

**Year 89/97
Toyota
Tacoma,
Dodge Truck,
Lexus
Front / Rear.**



4612 - R

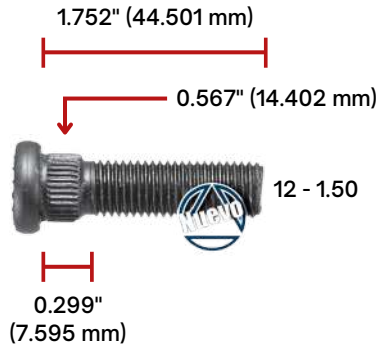
**Pick Up
Toyota.**



4614 - R

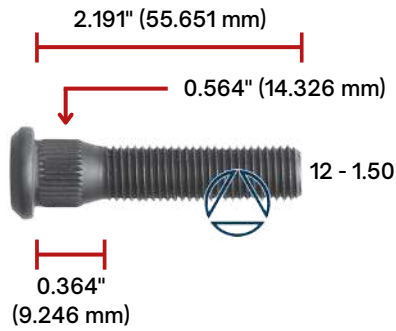


**Toyota
1969 - 95.**



4615 - R

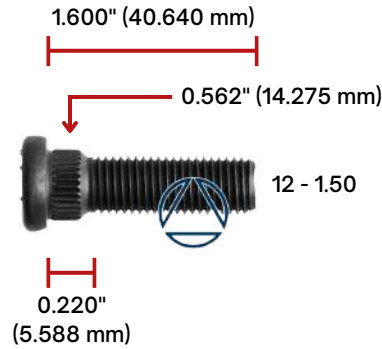
**Pick Up
Toyota,
Special
Production.**





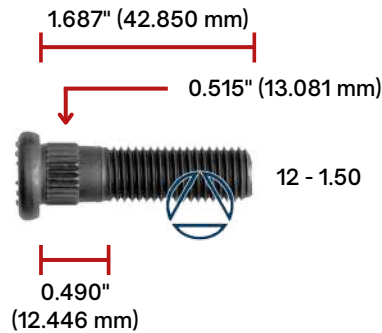
4701 - R

**Year 89/97
Chrysler,
Dodge,
Mitsubishi
Pick Up
Front / Rear.**



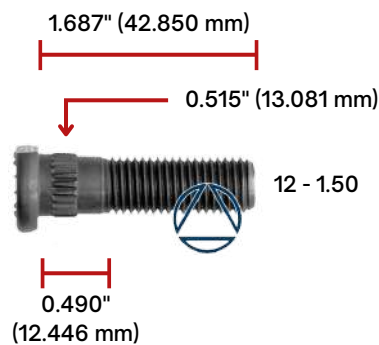
4800 - R

**Model:
Mazda
Front / Rear.**



4800C - R

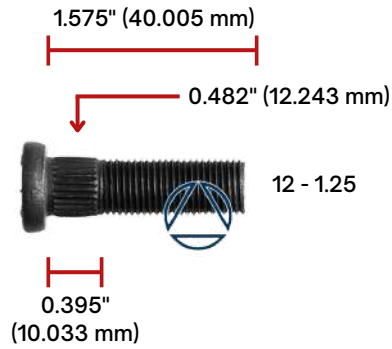
**Mazda 85-95
Wheel Rear.**



4908 - R



**Birlo
Automotriz
Frontera.**





6112 - R
Arrow
Rear



6113 - R
Arrow
Rear



6116 - R
Arrow
Rear



6117 - R
Arrow
Rear



6118 - R
Arrow
Rear



6119 - R
Arrow
Rear






6119A - R
Arrow
Rear



6120 - R
Arrow
Rear



6122 - R
Arrow
Rear



6124 - R
Arrow
Rear



6125 - R
Arrow
Rear



6126 - R
Arrow
Rear





6127 - R
Arrow
Rear



6129 - R
Arrow
Rear



6130 - R
Arrow
Rear



6131 - R
Arrow
Rear



6132 - R
Arrow
Rear



6136 - R
Arrow
Rear





6137 - R
Arrow
Rear



6138 - R
Arrow
Rear



6139 - R
Arrow
Rear



6140 - R
Arrow
Rear



6141 - R
Arrow
Rear



6142 - R
Arrow
Rear





6143 - R
Arrow
Rear



6144 - R
Manifull



6145 - R
Manifull



6146 - R
Manifull



6147 - R
Manifull



6148 - R
Manifull



FASTENERS

TORESCA



6149 - R
Manifull



6150 - R
Manifull



6151 - R
Manifull



6152 - R
Manifull



6153 - R
Manifull



6154 - R
Manifull





6155 - R
Manifull



6163 - R
Arrow Mixed




6164 - R
Arrow MM
Birlo



6165 - R
Arrow MM
Birlo



6167 - R
Arrow Mixed



6154 - R
Arrow Birlo





6169 - R
Arrow Birlo



6170 - R
Arrow Birlo



6171 - R
Arrow Birlo



6172 - R
Arrow Birlo



6173 - R
Manifull




6174 - R
Arrow Birlo






6210 - R
Artillery
Front / Rear
Model: Birlos
Multiples Uses.




6211 - R
Artillery
Front / Rear
Model: Birlos
Multiples Uses.



6213 - R
Artillery
Front / Rear
Model: Birlos
Multiples Uses.




6220 - R
Artillery
Front / Rear
Model: Birlos
Multiples Uses.





6221 - R
Artillery
Front / Rear
Model: Birlos
Multiples Uses.



6222 - R
Artillery
Front / Rear
Model: Birlos
Multiples Uses.



6230 - R
Rear Wheel
Model: Birlos
Multiples Uses.



6231 - R
Rear Wheel
Model: Birlos
Multiples Uses.





3.000" (76.200 mm)



3.500" (88.900 mm)



3.000" (76.200 mm)



3.500" (88.900 mm)



6232 - R

Rear Wheel

Model: Birlos

Multiples Uses.

6232A - R

Front / Rear.

6234 - R

Mixed Artillery

Grade 8.

6235 - R

Mixed Artillery

Grade 8.



5043 - R 5044 - L

Rear Wheel
Model:
Autocar,
Kenworth,
Ramirez.



3/4 - 16"

5101 - R 5102 - L


Rear Wheel
Model: Dina
Autobus 300.



3/4 - 16"


5101A - R 5102A - L

Rear Wheel
Model:
Aluminum Rim
Dina Autobus
300.




3/4 - 16"

5139 - R 5140 - L



Rear Wheel
Model: Axis
Rockwell.

5139A - R 5140A - L




Rear Wheel
Model: Axis
Rockwell
Aluminum
Rim / Steel.

5141 - R 5142 - L




Front Wheel
Year 56/57
Model:
Kenworth Axis
FE-970/977.

5149 - R 5150 - L




Rear Wheel
Year 84/98
Model: Axis
Rockwell.

5149E - R 5150E - L



Rear Wheel
Year 84/98
Model: Axis
Rockwell
Aluminum
Rim.

8117NR - 8118NL




Rear Wheel
Model: Motor
Wheel.

8122NR - 8122NL




Rear Wheel
Model:
Freightliner.



9058 - R

Front Wheel
Model: Dina
9400 Serie 651
Kenworth .



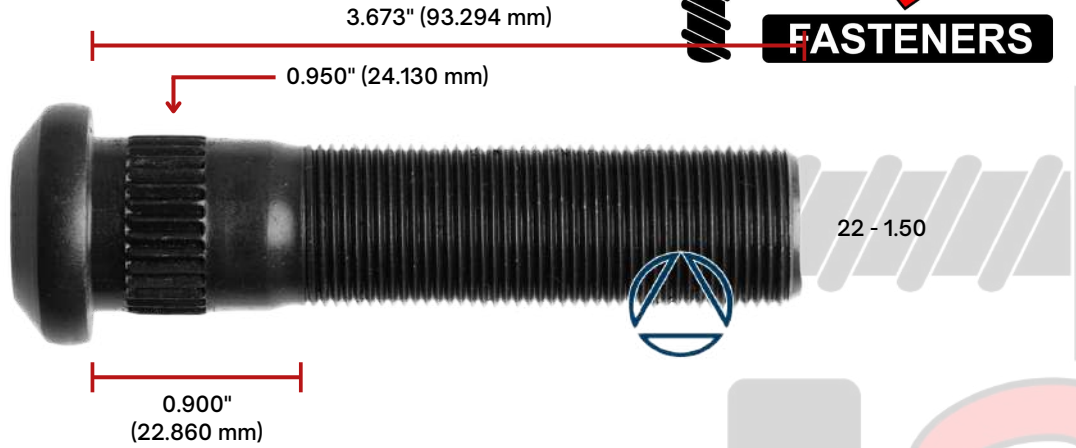
9501 - R

Front Wheel
Model:
Navistar.






9503 - R



Rear Wheel
Model: Sterling
All The Models.

9711 - R



Rear Wheel
Model: Tracto
Camiones
Serie 6 and 7
(Aluminum
Rim).

9713 - R




Front Wheel
Model: Tracto
Camiones
Serie 6 and 7
(Aluminum
Rim).

9740 - R




Rear Wheel
Model:
Rockwell
Aluminum
Rim.

9741 - R



Rear Wheel
Model: Extra
Heavy.

9745 - R




Rear Wheel
Model: Dina /
9400,
Kenworth
Serie 651
Mercedes.

Heavy GRADE 8

9748 - R


T **TORESCA**
FASTENERS



**Rear Wheel
Extra Heavy
Mercedes
(Aluminum
Rim).**


7001 - R

**Front Wheel
Model: Ford
5000.**



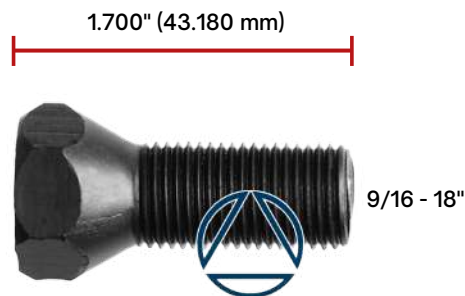
7207 - R

**Rear Wheel
Model: John
Deere.**



7208 - R

**Front Wheel
Model: John
Deere.**



P11-0100-02

P11-0100L-02



DESCRIPTION

MEASURES

| | |
|---------------|-------------------------------------|
| Wheel Stud: | M: 19-1.50 x 77mm ϕ 19 |
| Inner Nut: | M: 19-1.50 M1:28-1.50 L:57 SQ: 20mm |
| Outer Nut: | 28-1.50 H:25 SW:38mm |
| Drum Nut: | 19-1.50 H:16mm SW: 27mm |
| complete Set: | 19-1.50/28-1.50x102mm |

APPLICATION

P11-0100-02 SET MITSUBISHI CANTER REAR RIGHT
 P11-0100L-02 SET MITSUBISHI CANTER REAR LEFT

P11-0101-02

P11-0101L-02



DESCRIPTION

MEASURES

| | |
|---------------|------------------------------------|
| Wheel Stud: | 20-1.50 / 22-1.50 x 92mm ϕ 22 |
| Inner Nut: | M: 30-1.50 M1:20 L:63mm SQ:21mm |
| Outer Nut: | 30-1.50 H:25 SW:41mm |
| Drum Nut: | 22-1.50 H:18mm SW:21mm |
| complete Set: | 22-1,50/30-1,50x123mm |

APPLICATION

P11-0101-02 SET ENCAVA REAR CAPUCHON AND NUTS RIGHT
 P11-0101L-02 SET ENCAVA REAR CAPUCHON AND NUTS LEFT

P11-0107-02

P11-0107L-02



DESCRIPTION

MEASURES

| | |
|-------------|------------------------------------|
| Wheel Stud: | 20-1,50 / 22-1,50 x 92mm ϕ 22 |
| Front Nut: | 20-1,50 H:25mm SW:41mm |
| Drum Nut: | 22-1,50 H:18mm SW:32mm |

APPLICATION

P11-0107-02 SET ENCAVA FRONT RIGHT
 P11-0107L-02 SET ENCAVA FRONT LEFT

P11-0103-02

P11-0103L-02



DESCRIPTION

MEASURES

| | |
|---------------|--|
| Wheel Stud: | M: 20-1.50 M1:22-1.50 x 92mm ϕ 24 |
| Inner Nut: | M: 30-1.50 M1:20 L: 63mm SQ: 21mm |
| Outer Nut: | 30-1.50 H: 25mm SW: 41mm |
| Drum Nu: | 22-1.50 H: 18 SW: 32mm |
| complete Set: | 22-1.50/30-1.50x125mm |

APPLICATION

P11-0103-02 SET NPR. REAR CAPUCHON AND RIGHT NUTS
 P11-0103L-02 SET NPR. REAR CAPUCHON AND NUTS LEFT

P11-0108-02

P11-0108L-02



DESCRIPTION

MEASURES

| | |
|-------------|---------------------------------------|
| Wheel Stud: | M: 20-1.5 M1: 22-1.5 x 92mm ϕ 24 |
| Front Nut: | 20-1.5 H: 25mm SW:41mm |
| Drum Nut: | 22-1.5 H: 16mm SW: 32mm |

APPLICATION

P11-0108-02 SET NPR FRONT RIGHT
 P11-0108L-02 SET NPR FRONT LEFT

P11-0205-02

P11-0205L-02



DESCRIPTION

MEASURES

| | |
|----------------|---|
| Wheel Stud: | 22-1.50 X 120mm ϕ 22.12 ϕ 21.90 |
| Revolving Nut: | 22-1.50 H:32mm SW:33mm |
| Drum Nut: | 22-1.50 H:21mm SW:32mm |

APPLICATION

P11-0205-02 SET F.V.R REAR RIGHT
 P11-0205L-02 SET F.V.R REAR LEFT

P11-0114-02

P11-0114L-02



DESCRIPTION

MEASURES

Wheel Bolt: 20-1.5 X 47mm \varnothing 20
 Front Nut: 20-1.5 H: 25mm SW: 41mm

APPLICATION

P11-0114-02 TOYOTA DYNA NORMAL FRONT RIGHT
 P11-0114L-02 TOYOTA DYNA NORMAL FRONT LEFT

P11-0102-02

P11-0102L-02



DESCRIPTION

MEASURES

Wheel Bolt: 20-1.5 X 47mm \varnothing 20
 Inner Nut: 30-1.5 M 20-1.5 L:63mm SQ:21mm
 Outer Nut: 30-1.5 H:25mm SW:41mm

APPLICATION

P11-0102-02 TOYOTA DYNA NORMAL REAR RIGHT
 P11-0102L-02 TOYOTA DYNA NORMAL REAR LEFT

P11-0104-02

P11-0104L-02



DESCRIPTION

MEASURES

Wheel Stud: 20-1.5 x 75mm
 Front Nut: 20-1.5 H:25mm Hex: 41mm
 Drum Nut: 20-1.5 H:16mm Hex: 32mm

APPLICATION

P11-0104-02 TOYOTA DYNA TURBO FRONT RIGHT
 P11-0104L-02 TOYOTA DYNA TURBO FRONT LEFT

P11-0201-02



DESCRIPTION

MEASURES

Wheel Stud: 18-1.5 X 75mm \varnothing 18.55
Revolving Nut: 18-1.5 H:26mm SW:27mm

APPLICATION

P11-0201-02 IVECO DAILY REAR

FASTENERS

TORESCA